

# Accelerate your SolidWorks Workflow with SpacePilot



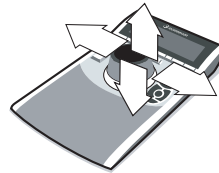
Experience a whole new level of performance throughout SolidWorks™ with 3Dconnexion's ingenious SpacePilot™.

This revolutionary, high-bandwidth way of interfacing with Solidworks significantly outperforms working with just a mouse and keyboard. Increase your efficiency by accelerating the design process.


## Navigate Your 3D World

Use SpacePilot to instantly position your model with a spin of the cap: pan, zoom and rotate in one single fluid motion. The other hand simultaneously uses the mouse to edit the model or select menu items. It's a truly seamless workflow. Designers consistently report shortened design times and greatly reduced mouse movements, which means you can finally design in comfort, all day.

## Navigation device positions your model



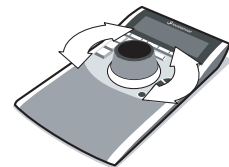
Pan



Zoom



Rotate (X-Z axis)



Rotate (Y axis)

Gentle movements on the device cap translate into dynamic 2D or 3D movements of your object on the screen.



“The ability to sense the SolidWorks mode I’m in and automatically map functions to the speed keys makes SpacePilot a must have.”

Brian Titus, technical manager at GEI technology, SolidWorks reseller

## Power packed tools for SolidWorks users and their SpacePilot

### 1. Navigation

Pan, zoom, and rotate all at once in one fluid motion. A mouse-only solution allows just one motion at a time, requiring many stops and starts to position and edit your model.

### 2. Access to All Functions

SpacePilot’s speed keys provide quick access to any SolidWorks function/macro or keyboard modifiers, such as Ctrl, Shift and Esc. Map new functions or use the mapping editor to create new configurations inside of SolidWorks for each document type such as Part, Assembly or Drawing. SpacePilot automatically updates the LCD with new commands as you change from one document type to another.

### 3. Sketch Mode

Sketch or edit sketch with the mouse while efficiently positioning the work plane and inspecting the sketch from multiple directions with SpacePilot. Execute relevant functions such as Normal To, Smart Dimension, Mirror Entities, as well as Esc, with a single click on SpacePilot’s speed keys. Quickly toggle rotation on and off with the 3D lock button.

### 4. Part Modeling Mode

View a model from several different view angles with SpacePilot while simultaneously adjusting the size of a feature with the mouse. Access functions like Shift, Ctrl, ESC, Zoom to Fit, Top/Front/Left/Right View, Chamfer, Fillet and others by pressing a SpacePilot speed key.

### 5. Assembly Mode

Build assemblies with ease - insert components while positioning the complete assembly at the best angle. Move existing components with the same natural work style. With SpacePilot and SolidWorks’ Smart Mates, get the optimum view angle to select mating faces of the components. Functions like Insert Component, Mate, Move Component, Exploded View, Ctrl, Esc and many other functions are all easily accessible from SpacePilot.

### 6. Drawing Mode

Position the entire drawing sheet while creating and placing drawing views, dimensions and annotations. Get rapid access to Zoom to Fit, Measure, Center Mark and all other Drawing mode functions.

### 7. Power Functions

Perform the Zoom to Cursor command by holding the middle button on your mouse while pushing down on SpacePilot’s navigation cap. Set Rotational Center by selecting any face or vertex, or Set Rotational Axis by selecting any line or edge.



**3Dconnexion**  
A LOGITECH COMPANY

**Conceptia-KONNECT**

124, 100 feet ring road, 5th block,  
3rd phase, BSK 3rd stage  
Bangalore - 85, India  
+91 80 - 2679 9382  
info@ckconnect.in  
www.ckconnect.in

Support Centers:  
Bangalore Cochin New Delhi Pune